

SECTION 8

SPECIFICATIONS

Dimensions and weight 248

Engine 249

Fuel 250

Service specifications 250

Tires 254

Fuses 254

'00 Tacoma(U)

Dimensions and weight

TWO-WHEEL DRIVE MODELS EXCEPT PRE RUNNER

		Normal cab models	Xtra-cab models
Overall length	mm (in.)	4540 (178.7)* ¹	5010 (197.2)* ¹
		4690 (184.6)* ²	5155 (203.0)* ²
Overall width	mm (in.)	1690 (66.5)	1690 (66.5)
Overall height* ⁵	mm (in.)	1575 (62.0)* ³	1580 (62.2)* ⁴
		1580 (62.2)	
Wheelbase	mm (in.)	2625 (103.3)	3095 (121.9)
Front tread	mm (in.)	1395 (54.9)* ³	1425 (56.1)
		1425 (56.1)* ⁴	
Rear tread	mm (in.)	1415 (55.7)* ³	1440 (56.7)
		1440 (56.7)* ⁴	
Cargo weight rating	kg (lb.)	500 (1100)* ⁶	500 (1100)* ⁶
		430 (950)* ⁷	430 (950)* ⁷
			295 (650)* ⁸

*¹: Without rear step bumper

*²: With rear step bumper

*³: With P195/75R14 tires

*⁴: With P215/70R14 tires

*⁵: Unladen vehicle

*⁶: With 1 or 2 occupants

*⁷: With 3 occupants

*⁸: With 5 occupants

'00 Tacoma(U)

FOUR-WHEEL DRIVE MODELS AND PRE RUNNER

		Normal cab models	Xtra-cab models
Overall length	mm (in.)	4665 (183.7)	5135 (202.2)
Overall width	mm (in.)	1690 (66.5)* ¹	1690 (66.5)* ¹
		1720 (67.7)* ²	1720 (67.7)* ²
		1765 (69.5)* ³	1765 (69.5)* ³
Overall height* ⁴	mm (in.)	1715 (67.5)* ¹	1720 (62.7)* ¹
		1745 (68.7)* ²	1750 (68.9)* ²
Wheelbase	mm (in.)	2625 (103.3)	3095 (121.9)
Front tread	mm (in.)	1460 (57.5)* ⁵	1460 (57.5)* ⁷
		1500 (59.1)* ⁶	1500 (59.1)* ⁸
Rear tread	mm (in.)	1455 (57.3)* ⁷	1455 (57.3)* ⁷
		1495 (58.9)* ⁸	1495 (58.9)* ⁸
Cargo weight rating	kg (lb.)	500 (1100)	500 (1100)* ⁹
			317 (700)* ¹⁰

*1: With P225/75R15 tires

*2: With P265/75R15 tires or with 31 × 10.5R15LT tires

*3: With wheel opening extension

*4: Unladen vehicle

*5: With steel wheels plus P225/75R15 tires

*6: With steel wheels plus P265/75R15 tires or with aluminum wheels

*7: With steel wheels

*8: With aluminum wheels

*9: With 3 occupants

*10: With 5 occupants

Engine

Model:

2RZ-FE, 3RZ-FE and 5VZ-FE

Type:

2RZ-FE and 3RZ-FE engine

4 cylinder in line, 4 cycle, gasoline

5VZ-FE engine

6 cylinder V type, 4 cycle, gasoline

Bore and stroke, mm (in.):

2RZ-FE engine

95.0 × 86.0 (3.74 × 3.39)

3RZ-FE engine

95.0 × 95.0 (3.74 × 3.74)

5VZ-FE engine

93.5 × 82.0 (3.68 × 3.23)

Displacement, cm³ (cu. in.):

2RZ-FE engine

2438 (148.8)

3RZ-FE engine

2694 (164.3)

5VZ-FE engine

3378 (206.1)

'00 Tacoma(U)

Fuel

Fuel type:

Unleaded gasoline, Octane Rating 87
(Research Octane Number 91) or higher

Fuel tank capacity, L (gal., Imp. gal.):

Two-wheel drive models except Pre
Runner
57 (15.1, 12.5)

Four-wheel drive models and Pre
Runner
68 (18.0, 15.0)

Service specifications

ENGINE

Valve clearance (engine cold), mm (in.):

2RZ-FE and 3RZ-FE engines

Intake 0.15—0.25 (0.006—0.010)

Exhaust 0.25—0.35 (0.010—0.014)

5VZ-FE engine

Intake 0.13—0.23 (0.006—0.009)

Exhaust 0.27—0.37 (0.011—0.014)

Spark plug type:

2RZ-FE and 3RZ-FE engines

Except LEV*

DENSO K16R-U

NGK BKR5EYA

LEV*

DENSO K16R-U11

NGK BKR5EYA-11

5VZ-FE engine

DENSO K16TR11

NGK BKR5EKB11

*: See “—Exhaust emission label” on
page 159 for details.

Spark plug gap, mm (in.):

2RZ-FE and 3RZ-FE engines

Except LEV* 0.8 (0.031)

LEV* 1.1 (0.043)

5VZ-FE engine 1.1 (0.043)

*: See “—Exhaust emission label” on
page 159 for details.

Drive belt tension measured with Bor-
roughs drive belt tension gauge No.
BT-33-73F (used belt), lbf:

2RZ-FE and 3RZ-FE engines

Generator belt 115 ± 20

Air conditioning compressor belt
100 ± 20

Power steering pump belt
100 \pm_{-15}^{+20}

5VZ-FE engine

Generator belt 100 ± 20

Air conditioning compressor belt
100 ± 20

Power steering pump belt
100 \pm_{-15}^{+20}

'00 Tacoma(U)

ENGINE LUBRICATION

Oil capacity (drain and refill), L (qt., Imp. qt.):

Two-wheel drive models except Pre Runner

2RZ-FE engine	
With filter	5.5 (5.8, 4.8)
Without filter	4.8 (5.0, 4.2)

5VZ-FE engine	
With filter	5.4 (5.7, 4.8)
Without filter	5.1 (5.4, 4.5)

Four-wheel drive models and Pre Runner


3RZ-FE engine	
With filter	5.4 (5.7, 4.8)
Without filter	4.7 (5.0, 4.1)

5VZ-FE engine	
With filter	5.2 (5.5, 4.6)
Without filter	4.9 (5.2, 4.3)

Oil grade:

API grade SJ, "Energy-Conserving" or ILSAC multigrade engine oil is recommended.

Recommended oil viscosity (SAE):



OIL05U

COOLING SYSTEM

Total capacity, L (qt., Imp. qt.):

Two-wheel drive models except Pre Runner

With manual transmission	
2RZ-FE engine	8.0 (8.5, 7.0)
5VZ-FE engine	9.7 (10.3, 8.5)

With automatic transmission	
2RZ-FE engine	7.8 (8.2, 6.9)
5VZ-FE engine	9.5 (10.0, 8.4)

Four-wheel drive models and Pre Runner

With manual transmission

3RZ-FE engine	8.3 (8.8, 7.3)
5VZ-FE engine	10.1 (10.7, 8.9)

With automatic transmission

3RZ-FE engine	8.2 (8.7, 7.2)
5VZ-FE engine	10.0 (10.5, 8.8)

Coolant type:

"TOYOTA Long Life Coolant" or equivalent

With ethylene-glycol type coolant for a proper corrosion protection of aluminum components

Do not use alcohol type antifreeze or plain water alone.

BATTERY

Open voltage* at 20°C (68°F):

12.6—12.8 V	Fully charged
12.2—12.4 V	Half charged
11.8—12.0 V	Discharged

*: Voltage that is checked 20 minutes after the key is removed with all the lights turned off

Charging rates:

5 A max.

'00 Tacoma(U)

CLUTCH

Pedal free play, mm (in.):
5—15 (0.2—0.6)

Fluid type:
SAE J1703 or FMVSS No.116 DOT 3

MANUAL TRANSMISSION

Oil capacity, L (qt., Imp. qt.):

2RZ-FE engine	2.6 (2.7, 2.3)
3RZ-FE engine	2.5 (2.6, 2.2)
5VZ-FE engine	
Two-wheel drive models	2.6 (2.7, 2.3)
Four-wheel drive models	2.2 (2.3, 1.9)

Oil type:
Gear Oil API GL-4 or GL-5

Recommended oil viscosity:
SAE 75W-90

AUTOMATIC TRANSMISSION

Fluid capacity (drain and refill), L (qt., Imp. qt.):

Two-wheel drive models

2RZ-FE engine	Up to 2.4 (2.5, 2.1)
5VZ-FE and 3RZ-FE engines	Up to 1.6 (1.7, 1.4)

Four-wheel drive models

	Up to 2.0 (2.1, 1.8)
--	----------------------

Fluid type:
Automatic transmission fluid D-II or DEXRON®III (DEXRON®II)

TRANSFER

Oil capacity, L (qt., Imp. qt.):
1.0 (1.1, 0.9)

Oil type:
Gear Oil API GL-4 or GL-5

Recommended oil viscosity:
SAE 75W-90

DIFFERENTIAL

Oil capacity, L (qt., Imp. qt.):

Two-wheel drive models except Pre Runner

2RZ-FE engine	1.35 (1.4, 1.2)
5VZ-FE engine	2.55 (2.7, 2.2)

Four-wheel drive models and Pre Runner

Front (except Pre Runner)

A.D.D.	1.15 (1.2, 1.0)
Except A.D.D.	1.1 (1.2, 1.0)

Rear

Short wheel base

With rear differential lock system	2.65 (2.8, 2.3)
Without rear differential lock system	2.55 (2.7, 2.2)

Extra long wheel base

With rear differential lock system	2.95 (3.1, 2.6)
Without rear differential lock system	2.45 (2.6, 2.2)

Oil type:
Hypoid Gear Oil API GL-5

'00 Tacoma(U)

Recommended oil viscosity:

Front

A.D.D.

SAE 75W-90

Except A.D.D.

Above -18°C (0°F)

SAE 90

Below -18°C (0°F)

SAE 80W or 80W-90

Rear

Above -18°C (0°F)

SAE 90

Below -18°C (0°F)

SAE 80W or 80W-90

CHASSIS LUBRICATION

Wheel bearings:

Lithium base wheel bearing grease,
NLGI No.2

Front drive shaft thrust bushings:

Synthetic oil and lithium soap base
chassis grease, NLGI No.1

Propeller shafts:

Spiders

Lithium base chassis grease, NLGI
No.2

Slide yoke and double cardan joint

Molybdenum-disulfide lithium base
chassis grease, NLGI No.2

BRAKES

Minimum pedal clearance when depressed
with the pressure of 490 N (50 kgf, 110
lbf) with the engine running, mm (in.):

72 (2.8)

Pedal free play, mm (in.):

3—6 (0.12—0.24)

Pad wear limit, mm (in.):

1.0 (0.04)

Lining wear limit, mm (in.):

1.0 (0.04)

Parking brake adjustment when pulled with
the force of 196 N (20 kgf, 44 lbf):

12—18 clicks

Fluid type:

SAE J1703 or FMVSS No.116 DOT 3

STEERING

Wheel free play:

Less than 30 mm (1.2 in.)

Power steering fluid type:

Automatic transmission fluid DEXRON®II
or III

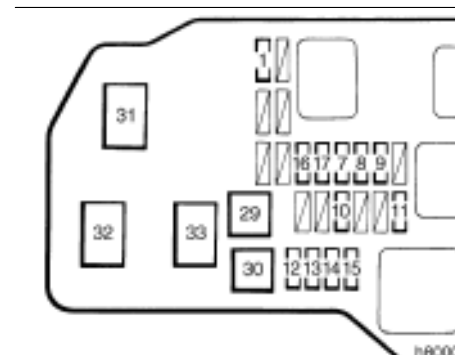
'00 Tacoma(U)

Tires

Tire size	Tire pressure kPa (kgf/cm ² or bar, psi)		Wheel size
	Front	Rear	
P195/75R14	200 (2.0, 29)	240 (2.4, 35)	14 × 5J
P215/70R14	200 (2.0, 29)	200 (2.0, 29)	14 × 6J 14 × 6JJ
P225/75R15	180 (1.8, 26)	200 (2.0, 29)	15 × 6J 15 × 7J 15 × 7JJ
P265/75R15	180 (1.8, 26)	180 (1.8, 26)	15 × 7J 15 × 7JJ
31x10.5R15LT	180 (1.8, 26)	200 (2.0, 29)	15 × 7J 15 × 7JJ

Wheel nut torque, N·m (kgf·m, ft·lbf):
110 (11.5, 83)

Fuses

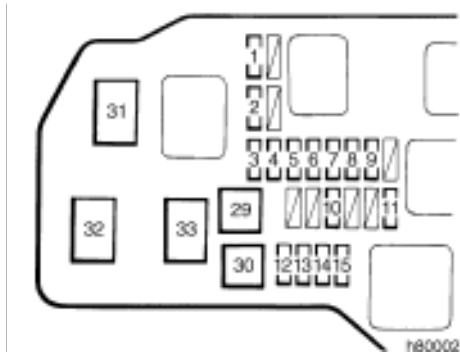


Engine compartment (without daytime running light system)

Fuses (type A)

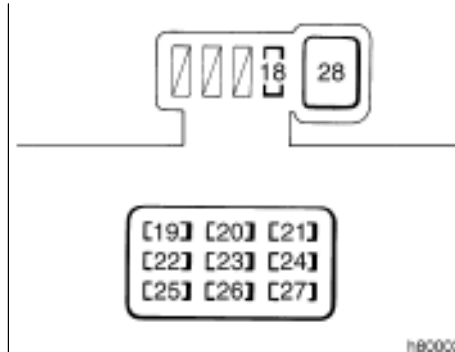
- 1. PWR OUTLET 15 A:** Power outlet
- 2. DRL 7.5 A:** Daytime running light system
- 3. HEAD (HI RH) 10 A:** Right-hand headlight (high beam), high beam indicator light
- 4. HEAD (HI LH) 10 A:** Left-hand headlight (high beam)
- 5. HEAD (LO RH) 10 A:** Right-hand headlight (low beam)

'00 Tacoma(U)



Engine compartment (with daytime running light system)

- 6. HEAD (LO LH) 10 A:** Left-hand headlight (low beam)
- 7. TAIL 10 A:** Tail lights, licence plate lights
- 8. PANEL 10 A:** Emergency flashers, heater control system, air conditioning system, gauges and meters, clock, car audio system, overdrive indicator light, glove box light, cigarette lighter, instrument panel lights, rear differential lock system, Multiport fuel injection system/sequential multiport fuel injection system, electronically controlled automatic transmission system



Instrument panel

- 9. A.C 10 A:** Air conditioning system
- 10. STOP 15 A:** Stop lights, high mounted stoplight, cruise control system
- 11. ALT-S 7.5 A:** Charging system
- 12. DOME 15 A:** Car audio system, power antenna, interior light, clock, ignition switch light, personal lights, door courtesy lights
- 13. OBD 10 A:** On-board diagnosis system
- 14. HORN 15 A:** Emergency flashers, horns

- 15. EFI 20 A:** Multiport fuel injection system/sequential multiport fuel injection system
- 16. HEAD (RH) 10 A:** Right-hand headlight
- 17. HEAD (LH) 10 A:** Left-hand headlight
- 18. STA 7.5 A:** Clutch start cancel system, starting system, gauges and meters
- 19. 4WD 20 A:** A.D.D. control system, four-wheel drive control system, rear differential lock system
- 20. GAUGE 10 A:** Gauges and meters, back-up lights, cruise control system, power antenna, power door lock control system, electronically controlled automatic transmission system, starting system, charging system, air conditioning system
- 21. TURN 10 A:** Turn signal lights, emergency flashers
- 22. ECU-IG 15 A:** Cruise control system, anti-lock brake system, automatic transmission shift lock system
- 23. WIPER 20 A:** Windshield wipers and washer
- 24. IGN 7.5 A:** Discharge warning light, SRS airbag system, seat belt pretensioners, multiport fuel injection system/sequential multiport fuel injection system

'00 Tacoma(U)

- 25. RADIO 7.5 A:** Car audio system, power antenna
- 26. CIG 15 A:** Cigarette lighter, clock, power rear view mirrors, back-up lights, automatic transmission shift lock system, SRS airbag system, seat belt pretensioners
- 27. ECU-B 15 A:** SRS warning light, daytime running light system, cruise control system, SRS airbag system, seat belt pretensioners

Fuses (type B)

- 28. POWER 30 A:** Power windows
- 29. AM1 40 A:** Starting system
- 30. AM2 30 A:** Ignition system

Fuses (type C)

- 31. ABS 60 A:** Anti-lock brake system
- 32. HEATER 40 A:** "A.C" fuse
- 33. ALT 120 A:** "ABS", "AM1", "HEATER", "A.C", "TAIL", "PANEL", "STOP" and "ALT-S", "PWR OUTLET" fuses